



# Creations

Blue Mountains Creative Arts Centre Inc.—Glenbrook

February 2019

Our Committee members were very excited to receive a cheque for \$10,800 from the Dept of Industries Building Better Communities Grant.

This money will be spent on renovating the art storage room, the purchase of stackable tables and a new sink area for the potters.

L to R Our President: Alison James, Secretary: Bronwyn Campbell, Vice President: Ingrid Russell, Susan Templeman MP and Print Facilitator: Katherine Kennedy



## 2019 Important dates

### AGM

**February 23rd - 10am**  
**orange pottery yurt**

### General Meetings

**1st Thurs. of each month.**  
**7:30—purple yurt.**

### EXHIBITIONS

**July 20 –21**

**Annual Members Exhibition**

**August 2-4**

**Blue Mountains Art Prize**

**September 14-15**

**Drawing Exhibition**

**October 19th-20th**

**Blue Mountains Potters'**  
**Clay Creations Exhibition**

**November 1-3**

**Blue Mountains inaugural Print**  
**Exhibition**

## FROM THE EDITOR ...

Welcome back everyone. It is so nice to see all your names reappearing on our membership list. Also, a very warm welcome to all our new members. We presently have 60 members and still growing

We have a few big changes happening at our Centre this year. Cody Pfitzner, who has been a much loved personality around our Centre, is vacating his yellow yurt leaving it to find a new use. Space has become a premium due to the many new classes we now run, so a multi purpose use for this room would be ideal. If any of you have brilliant suggestions please let us know.

Sadly, Carlena Ashton is unable to help us with Creations this year. I would like to thank her very much for her help last year. So please bear with my efforts this month.

The committee has for some time been working to update our constitution. Copies will soon be sent out to all members for your perusal. If you have any objections or changes please send them to me within a month of receiving it.

It is our normal practice to have a general meeting after the AGM, taking the place of a March meeting, but due to some important matters to be discussed it was decided to hold a separate March meeting this year.

Have a wonderful creative year.

**Bronwyn**

## President's Report:

Welcome everyone to 2019.

I hope everyone had a great break over the Christmas and New Year. The first month has flown by already and we head into our annual general meeting at the end of this month on the 23<sup>rd</sup> of February. Anyone of our members wishing to nominate people for positions or have an interest in the committee goings on should feel free to participate. *(Nominations for positions must be received in writing at least 7 days before the AGM with signatures from two other financial members.)*

Enrolments for this term are coming in steadily and membership renewals are due. We've become a provider of the government "Creative Kids" voucher and hope that that will boost interest from new participants.

The committee is looking forward to getting the New Year started with plenty of ideas and plans to discuss. You may have noticed the work being undertaken on the retaining walls at the moment and the new path from the pottery room to the toilet. These improvements by David Russell and David Attwood are much appreciated and we will continue with the improvements that our recent grant has allowed for in the pottery room and the final room in the main building.

As always, if you have any ideas, suggestions or thoughts about what we can do for The Centre, please give us a shout out.

Kind regards

**Alison**

## WORKSHOPS

February 23 –24 Mosaic Workshop Marion Shapiro


March 9th Ecco Printing Louise Upshall

March 10th Making Ollas Ingrid Russell

April 7th Making Flowers Ingrid Russell

May 18 –19 Print Making Jan Melville


Further details to come when available



These fantastical sculptures were created by the children in 2018

**Creativity is the way I share my soul with the world.**

**Brene Brown**



MARCH  
10



## MAKE MEXICAN OLLAS FOR YOUR GARDEN OR POTS WORKSHOP WITH INGRID RUSSELL

Use terracotta clay to make your very own Mexican Ollas to irrigate your garden or pots. Ingrid will show you how.  
10 am till 3 pm.

This is a hands on, get dirty, pottery workshop, so bring an apron and your lunch. All other materials and tools will be provided. Fee also includes firing. Beginners welcome.

**\$160 MEMBERS, \$170 NON MEMBERS**

**Blue Mountains Creative Arts Centre, Glenbrook**

**[www.bmcac.com](http://www.bmcac.com)**



## Arts Director's Report February 2019

Welcome back to students and teachers for another year of creativity! Our timetable is looking jam packed with everything from painting and drawing, mosaics, and jewellery making to pottery. Welcome to new teacher Tess Rapa, who comes highly recommended by Peter Gonzalez, to whom we have had to bid farewell as he heads off to the Philippines. For those of you who have had the pleasure of being one of Peter's students we know you will miss his gentle and wise ways, but an exciting new chapter of learning awaits you with Tess, who brings a different style of teaching and one from which I'm sure you will benefit. We have started the year with 109 students across 18 classes. Katherine's classes started early to accommodate her trip to New Zealand with her teens pottery class overflowing!

Because our timetable is so full we really need to be accommodating and mindful of classes coming before and after. This means knowing that class times finish at a definite time and packing up needs to start at least 10 to 15 minutes before end time. This is just good teaching and learning practice. Students pay for a finite amount of teacher and centre time, which includes packing up. Teachers have other places to go, need their down time, and often need to prepare for their next class. It is up to everyone to make the classes run smoothly, teachers and students alike. To that end, I ask that the tables are wet wiped and the floor swept or mopped to keep the studios a clean and safe environment for all. Tea, coffee and biscuits have been provided for your enjoyment, and we ask that a small donation be made when partaking so we can continue this provision.


Our class fees have had to be raised somewhat to keep up with rising costs and to move them towards industry standards. Our teachers are all experienced and well qualified and need to be compensated accordingly. To this end, expect to see small incremental rises over the year. We will still be very moderate in comparison to other venues and will continue to bring our students good value for money. Please remember to renew your membership before taking any classes or turning up to any group activities.

We are now a Creative Kids Provider and this means a \$100 deduction to children's class fees. If you missed out in term 1 you can apply for and use your voucher in terms 2, 3 or 4.

Our new Young Masters Class is going ahead with a small number of students, so there are plenty of places for late enrolments. This exciting class is being taken by Tess who is very excited to provide a stimulating class for all those budding artists aged 8 to 12. Do you know a child who fits the bill? Send them in our direction! And don't forget that we are offering a scholarship to one young deserving student each term who shows commitment, enthusiasm or potential.

If there is a class you want that is not on the timetable, drop us an email and we'll see if we can provide it in the future or arrange existing classes to accommodate your desires. Spread the word, get involved and let's see if we can make 2019 the best creative year ever!

Yours in art,  
**Ingrid**





**The life drawers relaxing on their last day last year. Quick, let's draw them.**

The Life Drawing group meets each Friday morning to draw live models. The \$15 they pay each session goes towards the model's fee. It is not a class and has no teacher.

## Life Drawing Facilitator's Report

There were only 6 drawers at our first day back. One member said she was confused as to the email she received saying classes weren't starting 'til the following week. I hope there wasn't confusion with any other drawers. Keeping in mind that we are not a class but a group and there is no tutor. I am only a facilitator and always encourage each person who draws to be a contributing member with the responsibility to help themselves and each other to keep the group cohesive and self supporting. I realise I haven't communicated this very well as a few months ago, when I said it costs me \$15 each week the same goes for everyone else; I know some were surprised.

We're hoping for better attendances next week. Drawing is the basis and essential ingredient to a lot of good art. The figure (or form from life) is difficult or impossible to transfer to a flat surface, yet attempting to do this over time brings about an appreciation of the struggle and leaning process and becomes exciting, rewarding, challenging and occasionally satisfying with some measure of skill or capacity to express your goal or emotional feeling. The benefits of concentration and focus, even for such short bursts, are rewarding.

We are a welcoming inclusive group. There is no coercion to turn up—only when it suits you, regularly or spasmodically, it's your choice.

***Sincerely Joy*** 0247392413

## Pottery Report

Our first night back at pottery turned into a short event due to a power outage . It was a bit disappointing after the excitement of meeting again after the long break. We loved Monika's delicious cake baked in her brand new oven.

The potters are thrilled with their new backdoor access thanks to the two David's.

Monday night is, unfortunately, full to bursting but we do have vacancies Saturday mornings which is being ably facilitated by Michael Dausmann. Contact his "bmcac saturday morning potters" Facebook site to log in if you wish to attend.

Soon we will be ready to give our kiln shelves a much needed facelift. I have purchased some batt wash, and after grinding back the glaze spills we will be ready. Batt wash helps with expansion and contraction during a firing. The pot slides more easily across the shelf. This is especially important for large flat pieces. I have also purchased raku clay to make some new setters. I'll let you know when all is ready and we can have a "working bee" morning. We have also been discussing creating a mosaic sign for our yurt. I have purchased clay to test for colour for this project—more details later.

The new 2019 book for booking firings is in the kiln room. If you have booked a date and can't make it on that date please make sure you cross out your booking so another member can use the kiln. We have a lot of demands on the kilns with several new members, so it is important that they are packed, fired and unpacked within the 3 days booked.

**Please remember to put kiln shelves safely under the shelving unit. It is very unsafe to leave them propped up and jutting into the walk way. When you are lifting a very hot shelf out of the kiln, it is difficult to watch where your feet are, so the area needs to be completely clear.**

Brand new members can ring me at any time to book a firing on 0411041054

**Bronwyn**

### Rules for new potters working in our studio

- Do not leave personal items or your clay in the pottery room.
- Always wet mop the floor and wipe your work area when you have finished. Don't forget the chairs.
- Never sand pottery in the work room. Always sand outside and wear a mask. Clay dust contains silica and is a health hazard.
- Always wash out the extruder after use.
- When dealing with any dry powdered ingredients always wear a dust mask.
- Wear a full sneaker or shoe.
- It is advisable to wear gloves when painting with underglaze colours.
- Use a folded cloth between the canvass when using the slab roller. If you are a frequent user bring your own cloth. Old sheets are ideal.  
If you have taken out boards to adjust thickness, put them back where they were.

**After use, always leave the pottery room and kiln room clean, neat and tidy.**



## RECENT WORK



A beautiful water colour by Gus Carrozza.

My first bird bath.

Yet to be fired.  
Fingers crossed.


Bronwyn  
Campbell



Art work to left and first ever hand built mugs by the multi talented Ingrid Russell



Paths and retaining walls by the two Davids. What a great job they do.





## WHAT'S ON

March 3rd	Summer Exhibition	Gallery Blackheath
March 11th	Silver Fox Barbershop Quartet Lewers Gallery	4735 1100 \$20 per person
May 12th	Sculpture at Scenic World	<a href="http://www.sculptureatscenicworld.com.au">www.sculptureatscenicworld.com.au</a>

I am always anxious to hear about upcoming events.



Alison's first mixed bag children's class celebrated St Valentines Day by creating these lovely cards.

I hope you had a happy one ❤️



## CONTACT US:

**President:**  
**Vice President**  
**Secretary**  
**Treasurer**

Alison Shore  
Ingrid Russell  
Bronwyn Campbell  
David Attwood

04016957688  
0423124473  
0411041054  
0477028 996